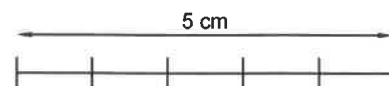
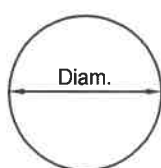


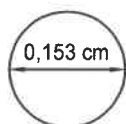
Sabrina Gioielli

PER SCEGLIERE LA MISURA DELL'ANELLO SENZA SBAGLIARE SEGUI ATTENTAMENTE LE INDICAZIONI RIPORTATE DI SEGUITO:

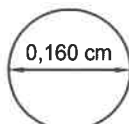
1. Stampa in A4 con scala di stampa settata su "dimensioni effettive" nelle opzioni di stampa;
2. Misura la linea a lato e assicurati che sia esattamente 5 cm
3. Attenzione non selezionare le opzioni di stampa "adatta alla pagina"



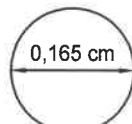
8



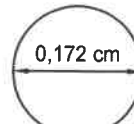
10



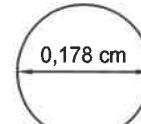
12



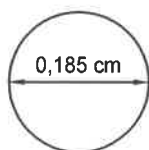
14



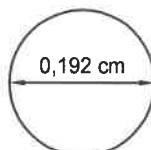
16



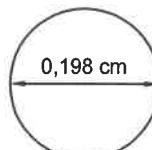
18



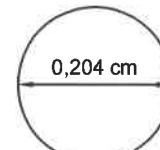
20



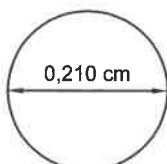
22



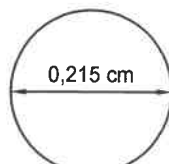
24



26



28



30

